


PENNANT BUNTING {FREE PRINTABLE}: Print on white card stock paper, then cut along the triangle shape outline. Attach a ribbon to the set of printed triangles by punching small holes on the top corners. You can also simply tape the ribbon to the backs of each triangle.

TERMS: This PDF file is for personal-use only and should not be distributed and shared. Resale of this file as a digital and printed document in any form for any digital and printed medium are strictly prohibited.



PENNANT BUNTING {FREE PRINTABLE}: Print on white card stock paper, then cut along the triangle shape outline. Attach a ribbon to the set of printed triangles by punching small holes on the top corners. You can also simply tape the ribbon to the backs of each triangle.

TERMS: This PDF file is for personal-use only and should not be distributed and shared. Resale of this file as a digital and printed document in any form for any digital and printed medium are strictly prohibited.




PENNANT BUNTING {FREE PRINTABLE}: Print on white card stock paper, then cut along the triangle shape outline. Attach a ribbon to the set of printed triangles by punching small holes on the top corners. You can also simply tape the ribbon to the backs of each triangle.

TERMS: This PDF file is for personal-use only and should not be distributed and shared. Resale of this file as a digital and printed document in any form for any digital and printed medium are strictly prohibited.



PENNANT BUNTING {FREE PRINTABLE}: Print on white card stock paper, then cut along the triangle shape outline. Attach a ribbon to the set of printed triangles by punching small holes on the top corners. You can also simply tape the ribbon to the backs of each triangle.

TERMS: This PDF file is for personal-use only and should not be distributed and shared. Resale of this file as a digital and printed document in any form for any digital and printed medium are strictly prohibited.



PENNANT BUNTING {FREE PRINTABLE}: Print on white card stock paper, then cut along the triangle shape outline. Attach a ribbon to the set of printed triangles by punching small holes on the top corners. You can also simply tape the ribbon to the backs of each triangle.

TERMS: This PDF file is for personal-use only and should not be distributed and shared. Resale of this file as a digital and printed document in any form for any digital and printed medium are strictly prohibited.




PENNANT BUNTING {FREE PRINTABLE}: Print on white card stock paper, then cut along the triangle shape outline. Attach a ribbon to the set of printed triangles by punching small holes on the top corners. You can also simply tape the ribbon to the backs of each triangle.

TERMS: This PDF file is for personal-use only and should not be distributed and shared. Resale of this file as a digital and printed document in any form for any digital and printed medium are strictly prohibited.



PENNANT BUNTING {FREE PRINTABLE}: Print on white card stock paper, then cut along the triangle shape outline. Attach a ribbon to the set of printed triangles by punching small holes on the top corners. You can also simply tape the ribbon to the backs of each triangle.

TERMS: This PDF file is for personal-use only and should not be distributed and shared. Resale of this file as a digital and printed document in any form for any digital and printed medium are strictly prohibited.



PENNANT BUNTING {FREE PRINTABLE}: Print on white card stock paper, then cut along the triangle shape outline. Attach a ribbon to the set of printed triangles by punching small holes on the top corners. You can also simply tape the ribbon to the backs of each triangle.

TERMS: This PDF file is for personal-use only and should not be distributed and shared. Resale of this file as a digital and printed document in any form for any digital and printed medium are strictly prohibited.

